

# LG4 RF Lesion Generator for pain treatment



## POWER IN EFFICIENCY

Intuitive operation, various applications, protection by  
Neutral Electrode Contact Quality Monitoring,  
variety of accessories



## LG4 Radiofrequency Lesion Generator

### LG4 – The next level of pain treatment

The next level of RF lesion generators.

The LG4 Lesion Generator provides new opportunities and comfort in pain treatment interventions that you have not experienced before.

#### High power output

With 100 watts, the RF Lesion Generator ensures a well-formed lesion for all interventions.

#### Keep the control

The LG4 Lesion Generator can be controlled during all situations via touchscreen, remote control or foot switch.

#### Independent channels

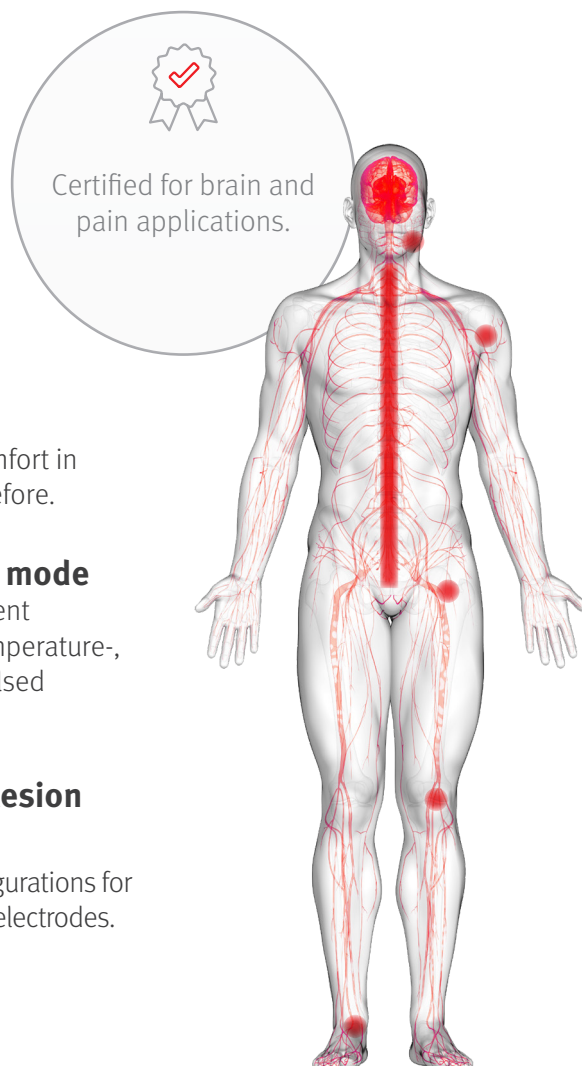
Each channel can be configured with individual parameter settings.

#### Select your lesion mode

Choose between different application modes: temperature-, power-controlled or pulsed radiofrequency.

#### Set up individual lesion configurations

Choice of multiple configurations for monopolar and bipolar electrodes.





## Wide range of applications and lesion configurations

**Benefit from the wide range of application possibilities, for example:**

### Head and neck

- › Occipital neuralgia
- › Trigeminal neuralgia

### Spine

- › Dorsal root ganglion
- › Facet joints (lumbar, thoracic, cervical spine)
- › Sacroiliac joint

### Extremities

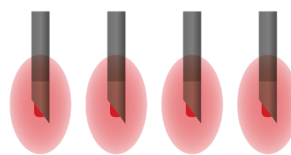
- › Knee
- › Heel spur

### Others

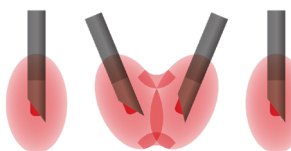
- › Shoulder
- › Hip
- › and other applications

**The choice is yours: The LG4 offers the right lesion configuration for your intervention**

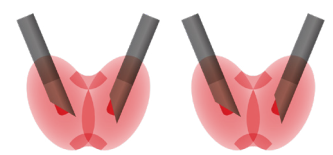
Monopolar  
1;2;3;4 channels



2 monopolar; 2 monopolar  
as bipolar  
1; 2+3; 4 channels



Monopolar as bipolar  
1+2; 3+4 channels



Bipolar  
1 channel



## Everything in view due to optimal positioning in the OR

The light weight as well as the compact and modern design of the LG4 allow flexible use in the surgical environment and in the treatment room.

Safe placement on the trolley gives you an optimal view of the important parameters. Thanks to a clear and large display, values are very easy to read even at a greater distance.

## Extensive product portfolio

### Remote control

Cable connection 2.5 m to LG2 with 4 pole Redel male connector grey, with 4 buttons for controlling LG4 functions

- non-autoclavable

Art. No. BE1022A



### Foot switch

Cable connection 2 m to LG4 with 3 buttons for controlling LG4 functions

Art. No. BE1023B



### Test plug

Plug for terminating the channels for the self-test

Art. No. 262003



### Trolley

Floor element with 4 wheels, front wheels with brakes and drawer for accessories

Art. No. 262300



## Connection cables for LG4

### Connection cable SuperLight

TC cable 3 m to LG4 with 6 pole Redel male connector grey and 4 pole SuperLight connector for TC electrodes

- delivered non-sterile
- autoclavable

Art. No. 262004

### Connection cable Lemosia

TC cable 3 m to LG4 with 6 pole Redel male connector grey and 7 pole Lemosia connector for TC electrodes (Lemosia)

- delivered non-sterile
- autoclavable

Art. No. 262007

### Connection cable single use electrode

TC cable to LG4 with 6 pole Redel male connector grey and connector for disposable TC electrodes

- delivered non-sterile
- wipe-disinfectable

Art. No. 262008

***“Radiofrequency thermolesion allows the elimination or at least considerable reduction of chronic pain.***

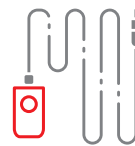
***This gives the body the chance to recover through self-healing.”***



## Maximum user-friendliness



Intuitive operation enables safe and fast use in the OR. Convenient control via touchscreen with a clear user interface – easy setting of parameters via swiping.



The remote control allows control outside the sterile field during the entire procedure.



Storage of up to 20 application profiles per application for predefined interventions or user settings.



Continuous temperature and impedance measurement during the intervention. Clear graphical display of all relevant parameters during the application.



Audio impedance allows impedance values to be output as pitches, making it easier to detect changes.



Patient database for documentation of the procedures. Export of detailed treatment protocols to USB stick for evaluation. Screenshot function for easy documentation.



Neutral Electrode Monitoring detects whether the neutral electrode has optimal contact with the patient's skin. This minimises the risk of skin burns.

## Online ordering tool for accessories

Please visit our webshop to get an overview of our instruments.

We look forward to receiving your order:

**[shop.inomed.com](https://shop.inomed.com)**

For further product information visit:

**[www.inomed.com](https://www.inomed.com)**

### LG1 RF Lesion Generator

1 channel generator  
1 channel monopolar or 1 channel bipolar  
Motor/sensory stimulation  
Continuous radiofrequency: power-, temperature-controlled or step mode  
Pulsed radiofrequency: temperature-, voltage- or pulse width-controlled

Art. No. 261000



### LG2 RF Lesion Generator

2 channel generator  
2 channels monopolar, 2 channels monopolar as bipolar, 1 channel bipolar  
Motor/sensory stimulation  
Continuous radiofrequency: power-, temperature-controlled or step mode  
Pulsed radiofrequency: temperature-, voltage- or pulse width-controlled

Art. No. 262000



### LG4 RF Lesion Generator

4 channel generator  
up to 4 channels monopolar, 1 channel bipolar  
Motor/sensory stimulation  
Continuous radiofrequency: power-, temperature-controlled or step mode  
Pulsed radiofrequency: temperature-, voltage- or pulse width-controlled

Art. No. CR2020G



inomed Medizintechnik GmbH  
Im Hausgruen 29  
79312 Emmendingen (GERMANY)

Tel. +49 7641 9414-0  
Fax +49 7641 9414-94  
info@inomed.com  
**[www.inomed.com](https://www.inomed.com)**