

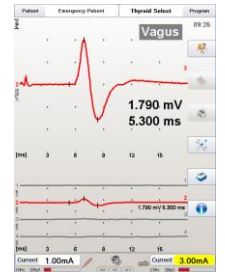


inomed - New developments at Medica

At the Medica 2011 from 16.-19. November inomed Medizintechnik GmbH will show new developments and established devices at its booth No B73, Hall 9.

Select – more security through improved signal stability

In the field of thyroid monitoring inomed leads the German market since 1995. This year inomed achieved a strong improvement of neuromonitoring with the C2 NerveMonitor by developing the new software *Channel Select* and the new *Laryngeal Electrode Select*. With the new products neuromonitoring can be accomplished even more stable. The new software *Channel Select* chooses within every muscle answer the optimal recorded channel and shows it in a separate curve. This eases the handling and provides more security for the surgeon and the patient. The new *Laryngeal Electrode Select* shows its advantages especially when it's combined with the software *Channel Select*. The electrode is fixed at the tracheal tube and works with four channels, which significantly strengthen the recorded signal. With the Laryngeal Electrode Select inomed presents a non-twisting tube electrode that grants a steadily and continuously stable EMG-recording of the M. vocalis. The electrodes are positioned over the whole tube amount and thus always provide an optimal contact to the vocal lips. Additionally an integrated interval defines an ideal sticking position for the electrode on the tube. Twists of the tube will in interaction with the software Channel Select automatically be balanced and have no influence on the measuring results. Thus a higher level of recording stability can be reached.



Intraoperative Neuromonitoring and Micro Electrode Recording- Modular and portable

One of inomed's most important developments are the USB-modules for intraoperative neuromonitoring and single fiber recording, with highest measurement methods. The space-saving concept offers customers flexibility and the benefits of a modular system. Unique technical features make the module application possible for research as well as for daily routines.



Five different modules for IOM and one for MER allow system configuration of 8 channel basic systems with notebook and up to 128 channel high ending system for scientific applications.


The module versions can for example be used for the recording of evoked potentials like SEP and AEP, or for the recording of muscle action potentials like EMG and MEP.

The systems can be modularly combined for the portable or stable use. A very high signal quality with a sample rate of 20 kHz can be reached. This provides more reliable information and effectively gives more security for the patient.



The special portable version of ISIS system for intraoperative neuromonitoring at spine, brain and ENT-interventions has been developed due to dedicated markets and their respective demands. The robust nerve monitor including OSIRIS, notebook and customer specific USB moduls offer high-ending performance in terms of protection and flexibility of user and patients.

Portable Micro Electrode Recording (MER)



For the single fiber recording with the ISIS MER system inomed also developed a new portable version, the ISIS MER portable.

The system is not only a minimized version of the well-tried system, but it has new functions like the recording of Local Field Potentials and a higher signal stability, that ensures more security for the surgeon and the patient. The ISIS MER portable is available in the suitcase size with notebook and USB-modules.

With the additional possible recording of Local Field Potentials it is now possible to record whole cell areas.

This enables the surgeon to identify complex disease pattern in the brain and ease their following treatment.



Easy access to IONM - ISIS Touch/Spine

The various possibilities of configuration of the ISIS Spine and Touch can be particular customized and help to improve the quality of surgical measurements through:

- Professional, detailed curve representation included acoustical replay and an alert function
- Clear Patients database for all-embracing documentation
- Sterile usability
- Many options on specialized accessories

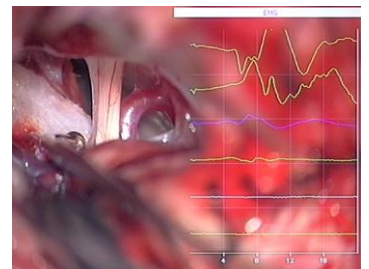
The touch screen ensures quick and easy use even for not specific trained staff while providing a high standard of hygiene in the operating room.



Interface for the surgical microscope

In many surgical interventions and especially in the field of neurosurgery a microscope is needed. inomed has developed the world's first solution for IONM microscope integration together with the company Carl Zeiss and Prof. Dr. med. Jörg-Christian Tonn, director of the neurosurgical clinic of the Ludwig Maximilian University Hospital Munich.

This unique feature integrates EMG and EP signals, measured by the ISIS IOM System, into the operation microscope OPMI® Pentero® and allows an all-over monitoring for the surgeons.



You can find this press release on our homepage, as well: <http://www.inomed.com/about-inomed/press-archives/>

Do you need printable images? Just inform us:
p.wurster@inomed.com

-- End --

Further information: www.inomed.com

Signs with space: 3525

Presscontact:
inomed Medizintechnik GmbH
Philip Wurster
PR & Marketing
Im Hausgrün 29
79312 Emmendingen
Tel. +49 07641/9414-78

About inomed

The inomed Medizintechnik GmbH is a medical technology company, that develops and produces instruments and accessories for Intraoperative Neuromonitoring, Functional Neurosurgery, Pain Treatment and Neurological Diagnostic. inomed was founded by CEO Rudi Mattmüller and Plant Manager Dieter Mußler in 1991. Today inomed has more than 100 employees at the headquarters in Emmendingen and generates a yearly turnover of about 10 Mio. Euro.